



DIAGRAM GURU ONLINE CHALLENGE



**CLOSING DATE:
JUNE 30, 2021**




REGISTER NOW ON

WWW.COMPUTATIONALTHINKING.GURU

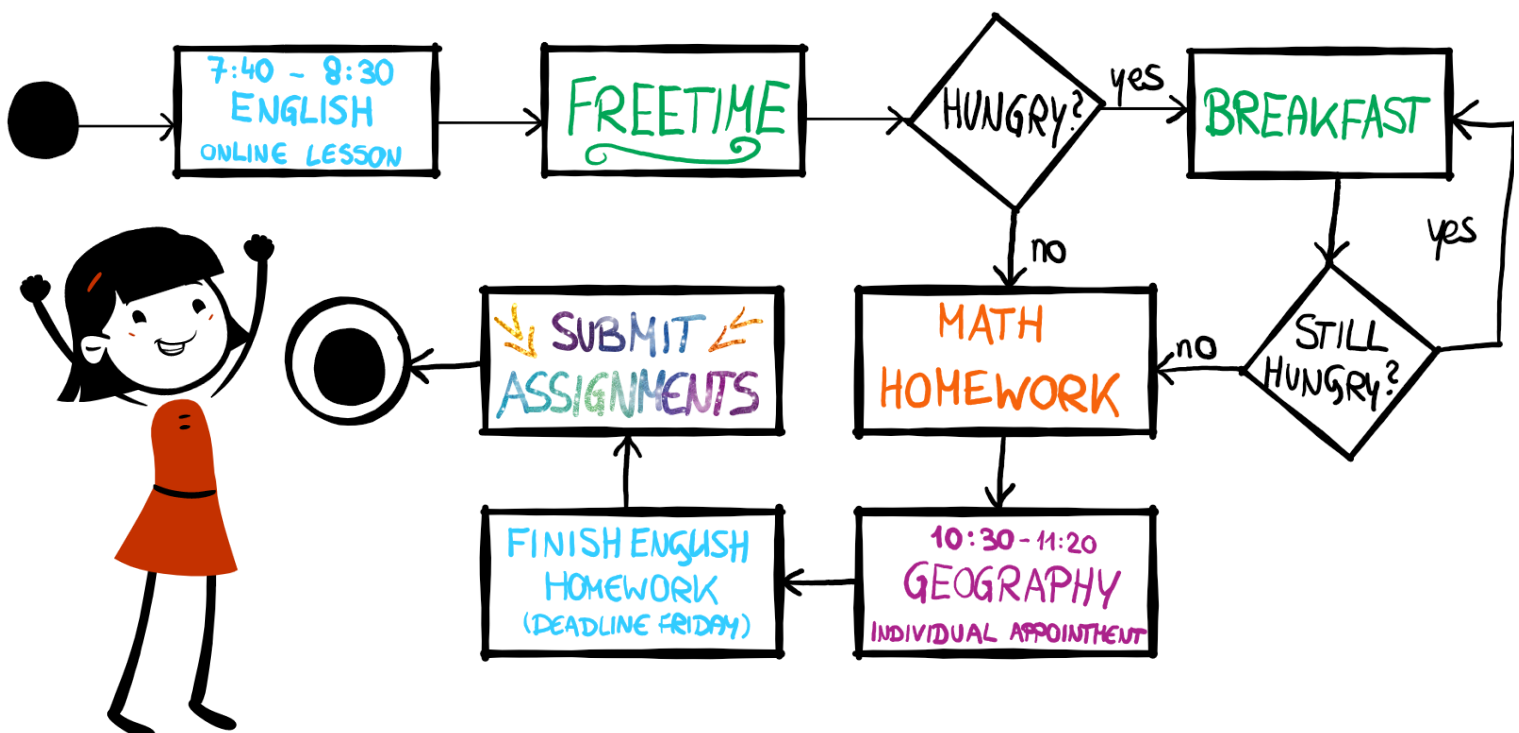
ACTIVITY DIAGRAM

ACTIVITIES, PROCEDURES & RULES



“ AN ACTIVITY DIAGRAM IS PERFECT FOR SHOWING YOUR EXTRAORDINARY DAY STEP BY STEP. BE CREATIVE AND TELL ME IN DETAIL WHAT EXCITING THINGS YOU'VE EXPERIENCED THIS DAY. ”

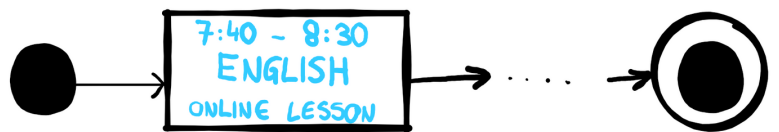
In this example, you can see how Diagram Guru helped Ann to organize her homeschooling tasks: She starts with an English lesson in the morning and at the end of the day, she submits all the assignments she has been working on during the week.



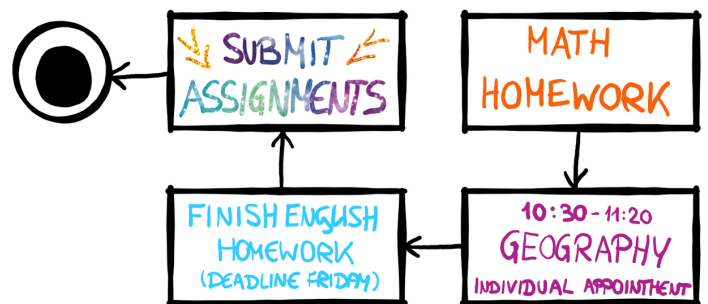
ACTIVITY DIAGRAM

STEP BY STEP

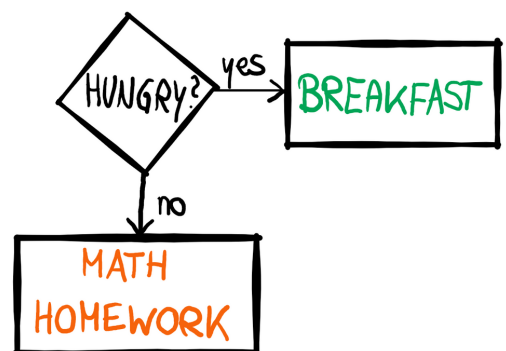
Each diagram starts with an **initial node** and ends with a **final node**. Between these nodes, you can see the single activities.



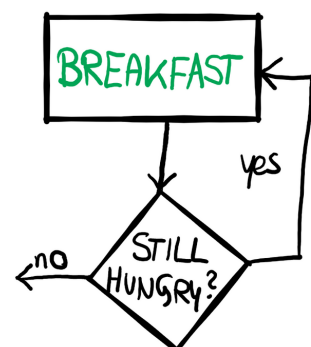
In the rectangles you find the **activities**. Bring your activities in a correct order.



Everytime you have to decide between two options, you have to use the diamond shape. This is called a **branch**.



If you have to **repeat** one **activity**, you have to use a **loop**. In this case, Ann repeats the breakfast until she's not hungry anymore.





Co-funded by the
Erasmus+ Programme
of the European Union

DIAGRAM GURU ONLINE CHALLENGE



*Teach me exciting topics
with the help of diagrams!*



FIND OUT MORE ON
computationalthinking.guru



DIAGRAM GURU ONLINE CHALLENGE

Closing
date:
June 30,
2021

REGISTER
NOW ON:

computationalthinking.guru

Prizes await our
winners!



Co-funded by the
Erasmus+ Programme
of the European Union

